



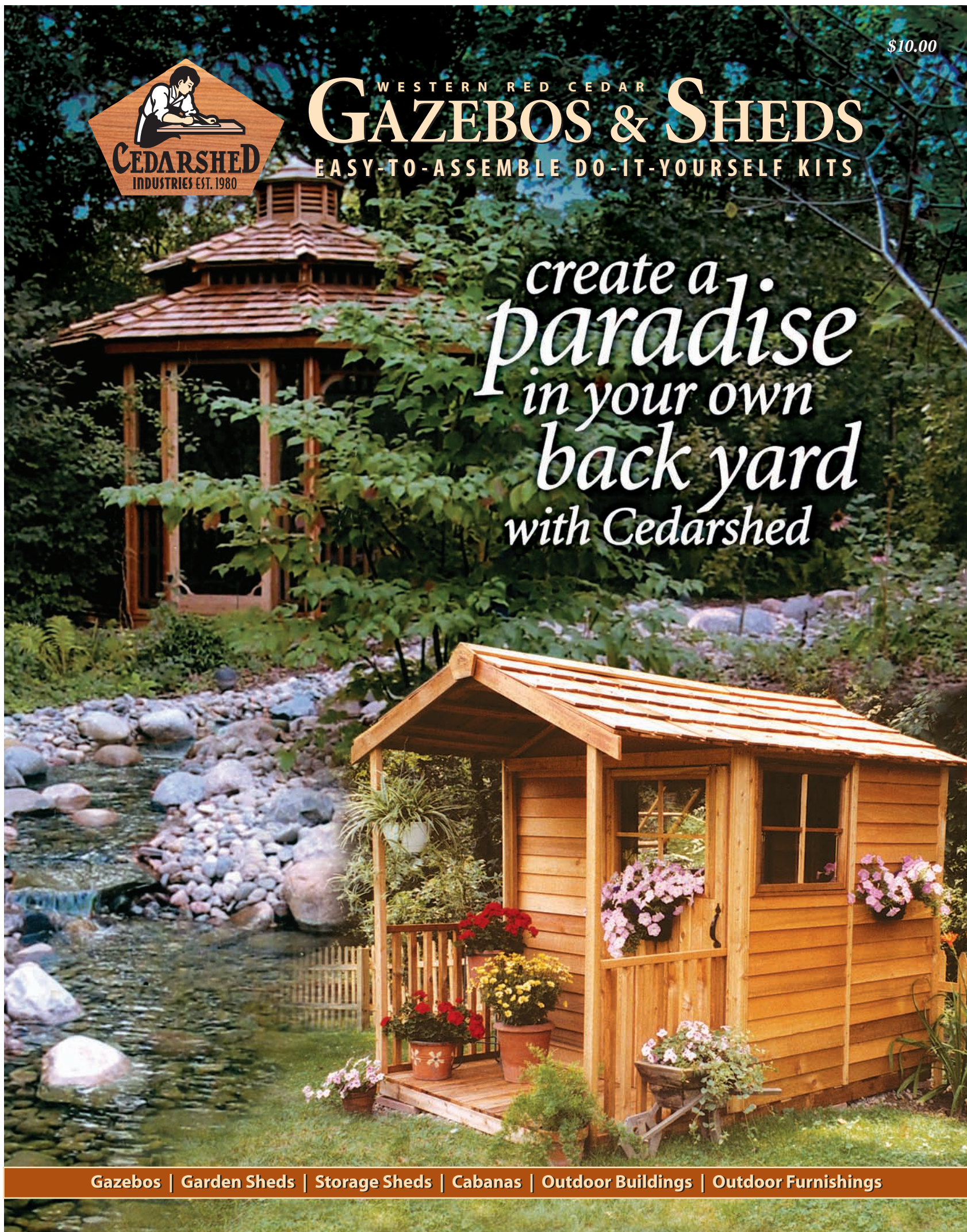
\$10.00



# WESTERN RED CEDAR GAZEBOS & SHEDS

EASY-TO-ASSEMBLE DO-IT-YOURSELF KITS

*create a  
paradise  
in your own  
back yard  
with Cedarshed*



Gazebos | Garden Sheds | Storage Sheds | Cabanas | Outdoor Buildings | Outdoor Furnishings



*“You’ve got this package down to an art form—well done!”*

8' hexagon gazebo with optional cupola built by John Reid of High River, Alberta

## **Why choose western red cedar?**

### **It's Beautiful**

*Western red cedar's rich grain and vibrant color make it the preferred material for all applications where beauty is important.*

### **It's Strong**

*Western red cedar has excellent dimensional stability and endurance. It lays flat; stays straight; and is less likely to twist and crack than other wood products, including treated lumber.*

### **It's Long Lasting**

*The supremacy of western red cedar as an all-weather building material is entirely natural. Western red cedar is beautiful, stable, and enduring. It contains natural oils that act as preservatives to help the wood resist insects and decay. Properly finished and maintained, western red cedar ages gracefully and lasts for many years.*

### **It's Nontoxic**

*Western red cedar is nontoxic, making it safe for all uses. It requires no chemical treatment unless the wood is in direct contact with the ground, in which case a protective sealant will protect it against moisture.*

### **It's Aromatic**

*Western red cedar is probably best known for its distinctive aroma. Over time, the wood remains subtly aromatic, and the characteristic fragrance adds another dimension to the universal appeal of Cedarshed's products.*

8' hexagon

## **Cover image stories**

*“Thank you for exceeding our expectations.”*

*My wife and I did a lot of research and looked at many Gazebos before we chose Cedarshed. You exceeded our expectations in the following ways:*

- *Assembly instructions and video so well done that, at 72 years of age, I built the gazebo myself except for 15 minutes' help from my wife to place the first two rafters.*
- *Screen kit design is so tight we have no bugs from our mosquito infested woods.*
- *Excellent packaging and shipping—shipped halfway across the country LTL with no damage.*
- *Your quality and price, we feel, are superior to your competitors' gazebos.*

**12' octagon gazebo with optional two-tier roof and cupola featured on cover built by Burt and JoAnn Johnson of North Oaks, Minnesota**

**Gardener's Delight by Kathy Pifari of Plymouth, California (see page 21 for her story).**

## What is Cedarshed all about?



Cedarshed owners Bruce and Don

Cedarshed Industries (1992) Inc., a value added manufacturing company located in Langley, British Columbia, Canada, was established in 1980 and then purchased in 1992 by Don and myself.

Our vision at that time was to diversify our core business (western red cedar lumber remanufacturing) by utilizing more thoroughly the western red cedar lumber we were marketing. In Cedarshed, we saw the potential to achieve this vision.

Over the years, we have watched Cedarshed grow, develop and mature to the point where we are now shipping thousands of gazebos and garden sheds every year to customers around the world.

At Cedarshed, we take great pride and responsibility in knowing that just about every gazebo and garden shed purchased will have a personal story behind it. Throughout our catalog you will read some of these stories and testimonials. Whether the story is about making a dream come true, improving one's lifestyle, or just a personal achievement, one thing is clear—our customers love telling us their Cedarshed story and we love hearing them.

We hope, as you browse through our catalog, you will understand more thoroughly what we're all about. Perhaps one day we will even be hearing a Cedarshed story from you.

Bruce Cheng and Don Dorazio

*“I love my Cedarshed  
inside and out!”*



8' x 12' sunhouse

*After a two year search for just the right garden shed, I found Cedarshed. We were sure your product and price were too good to be true. Your shed fits beautifully into the landscape, providing me a safe place for my tools, space for my potting and raising seedlings—all with personality and style at an amazing price. My 15 year old son, Vince, and I built the shed together in about 12 hours, over three days. We had a great time, and it was so easy!*

Mary R. Fusco, Lewisberry, PA



*contents*

4 Gazebos

14 Garden Sheds

25 Outdoor Furnishings

26 Service & Warranty

Visit our web site  
for new  
products!

# Cedar

*The word gazebo was coined in the 18th century to describe an outdoor shelter, usually found in garden settings. Today, gazebos are used anywhere. Open or all-season gazebos may provide a stylish enclosure for an outdoor hot tub.*

*Alternatively, gazebos may serve as home offices or exercise rooms or simply as a place for quiet outdoor relaxation and enjoyment. A gazebo also provides the perfect place for dinner parties, weddings, and concerts.*

*Cedarshed Industries manufactures gazebos to fit every outdoor occasion and lifestyle need.*

---

*“We love the finished product and have had many people stopping by to admire it!”*

12' octagon gazebo with optional two-tier roof and cupola featured on this page built by Jim and Linda Moxey of Erin, Ontario

12' octagon

# Cedarshed gazebos

## Can you assemble a Cedarshed gazebo?

Our Gazebo kits are designed to be fun and easy to complete, with the non-carpenter in mind.

If you own two basic tools—a drill and a hammer—you could get started assembling a Cedarshed gazebo today. We make it easy for you by precision cutting all components and pieces of the gazebo at our factory. No time consuming measuring and NO DANGEROUS CUTTING is necessary on your part. While you don't have to be a professional carpenter to construct a Cedarshed product, limited carpentry skills are recommended.

## What's included in each kit?

When you purchase a Cedarshed gazebo, you receive a complete, ready to assemble kit. This means the floor, sidewalls and the roof are included. All the necessary hardware is also included.

## How much time will it take?

We leave this decision up to you by offering 2 versions for most of our gazebos.

### **Partially Panelized Kit –**

Depending upon local conditions, this kit should take two people approximately one to two days to assemble.

Sections of the gazebo such as the floor, sidewall balusters and roof are partially preassembled at our factory to reduce your assembly time.

**Precut Stick Kit –** Depending upon local conditions, this kit should take two people approximately three to four days to assemble. Most pieces in the kit will require assembly, including the deck boards, balusters, and roof shingles. Included with this kit is a step-by-step assembly video to guide you through the assembly process.



**Our step-by-step video for our precut gazebo makes it so easy!**

*In May 2002, during our usual business travels, we passed... a Cedarshed gazebo. We did an immediate about-face and went back to drool over this piece of work. This was it! About this same time our son announced his engagement to his sweetheart, and they wanted to know if they could have their reception out in our backyard.*



*I don't know who or what received more attention... my son and his bride or...*

*“...our little bit of heaven.”*

12' octagon with optional two-tier roof and cupola built by Rae and Eldon Quinn of Chubbuck, Idaho

12' octagon

All-season gazebo built by Heinz Wittenbecher  
of Langley, British Columbia

12' all-season octagon

**With the All-Season Gazebo, you have it all!**

*Imagine an All-Season Gazebo in your backyard. It's your private sanctuary, your haven from the day's sometimes chaotic events. Go inside and take a deep breath and welcome in the rich and unique aroma of western red cedar. Touch and feel the warmth and beauty of the wood's grain and texture. Open the windows and feel the cool breeze. Gaze around at the 360-degree panoramic view of your surroundings.*

# all-season gazebos

10' hexagon & 12' octagon

*From the outside, the All-Season Gazebo has a contemporary look, but maintains the feel of a classic gazebo, making it an instant focal point in your backyard. It is functional and comfortable and perfect for having a relaxing Sunday brunch with family and friends or entertaining special guests on a warm summer's evening.*

- Available only in a partially panelized kit.
- The All-Season Gazebo is easy to assemble. The windows and door are installed into the wall panels prior to shipping, making them a snap to set up.
- The sliding Plexiglass (acrylic plastic) windows include installed screen kits that allow fresh air in, but keep bugs out.
- Optional two-tier roof, cupola and benches may be ordered.



12' all-season hexagon



12' all-season octagon



Detail of all-season window with screen

12' all-season hexagon with optional two-tier roof and cupola built by Rod and Judy Hayes of Hillman, Minnesota



12' all-season octagon interior customized with wood burning stove

# hexagons

8' & 10'

8' hexagon



8' hexagon gazebo with optional cupola above built by Geoffrey Link of Rugby, England

10' hexagon gazebo with optional cupola at right built by Willy Fleck of Wisconsin Rapids, Wisconsin

## Create an intimate setting

*Our Hexagon, or six-sided, Gazebo is an affordable and elegant addition to your home. Accentuate your backyard setting with our 8' model. It's cozy and perfect for sharing special moments.*

*The 10' model, our best seller, is spacious enough for entertaining family and friends.*

- Optional screen kit, two-tier roof, cupola and benches may be ordered.
- Available as a precut or as a partially panelized kit.

10' hexagon



10' hexagon

*"Thanks again for the great value."*

*I wanted to take this opportunity to tell you how much I enjoy my Cedarshed gazebo. I assembled it myself during the past summer. I found your directions very complete and enjoyed assembling the unit.*

*I rate the overall product as a great value. My friends and neighbors cannot believe the quality... I am certain you will be getting additional orders from some of my friends.*

*10' hexagon gazebo with optional two-tier roof and cupola built by Jim Entwistle of Granite Bay, California*



# octagons

12' & 14'

## Getaway in your own backyard

*Many of our customers have told us that purchasing one of our Octagon, or eight-sided, gazebos was not just about having the space, the setting and the ability to afford it. It was more of a lifestyle decision that reflected how they wanted to live their lives.*

- Optional screen kit, two-tier roof, cupola and benches may be ordered.
- Available as a precut or as a partially panelized kit.



*“From sales and service to final assembly, it was quality all the way!”*

12' octagon gazebo above built by Peter Lucas of Overland Park, Kansas



Octagon gazebo with optional two-tier roof built by Rex and Annette Meadors of Poquoson, Virginia

12' octagon gazebo with optional two-tier roof and cupola.

12' octagon



[www.cedarshed.com](http://www.cedarshed.com) | 1-800-830-8033

# teahouse & square gazebo

10' x 13'

10' x 10'

## TEAHOUSE

### Surround yourself with old-world charm

*The Teahouse Gazebo's oval design gives it added functionality. It makes a wonderful outdoor dining area.*

- Available in a 10'x13" size.
- Comes standard with a two-tier roof.
- Optional screen kit and benches may be ordered.
- Available as a precut or as a partially panelized kit.



10' x 13' teahouse

10' x 13' teahouse with optional two-tier roof, built by Richard Hennacy of Cypress, California



10' x 13' teahouse



Interior of teahouse

10' x 10' square gazebo with optional screens and cupola, built by Neil McLeod of Gibsons, British Columbia



10' x 10' square gazebo

## SQUARE GAZEBO

### Add style to your life

*The Square Gazebo makes a wonderful backyard retreat that the whole family can enjoy.*

*It serves as an ideal hot tub enclosure, providing both privacy and year-round shelter.*

- Optional screen kit, benches, and cupola may be ordered.
- Available as a precut or as a partially panelized kit.



Visit our web site  
for new  
products!

# *gazebo options*

Customize your gazebo with the following options:



## **TWO-TIER ROOF**

Change the look of a pre-cut gazebo by ordering a two-tier roof option. The two-tier roof is included in our partially panelized Whistler models.



## **CUPOLA**

Finish your gazebo off with an ornamental cupola.



## **SCREEN KIT**

Keep the bugs out!

Screen frames unassembled. The kit includes screen door, screening material, screen framing, and all the necessary hardware to complete.



12' octagon



## **BENCHES**

Add some functionality to your gazebo by ordering benches. You decide how many.

12' octagon gazebo with optional two-tier roof and cupola built by Laura and Richard Weis of Downer's Grove, Illinois



# our customers share some

Enhance your Cedarshed project with a patio, a deck, or even a staircase!



A curved block patio makes an inviting walkway to this 12' x 8' Haida, built by Catherine Minard of San Jose, California

The wooden deck raised above the landscaping adds to the ornamental look of this 10' x 10' square gazebo, built by John Escher of Stockton, California



This panoramic deck/pier creates a great setting for a soak in the hot tub. 14' octagon with optional 2-tier roof, cupola, and 3 benches, built by Jon Osgood of Tutka Bay, Alaska



Log columns and a flight of stairs give a fun lift to this 8' x 10' rancher, built by Jeffrey Dillon of Funk, Nebraska



A strong support system was planned to ensure that this grown-up "treehouse" is not only fun for all, but sturdy enough to be safe. 8' x 12' clubhouse, built by the Kellog family of Vancouver, Washington

Starting from the ground up, here are some clever "support" solutions.



Capitalizing on the support of a stone breakwater, this 10' hexagon gazebo with optional 2-tier roof and cupola, built by Gene Manion of Mallorytown, Ontario, perches comfortably virtually on top the surrounding water



Here is a simple solution for uneven ground! 6' x 6' gardener foundation, built by Jerry and Judy Phillips of Bonny Doon, California

*Note: Any modifications to the design of our products, or the elevation of our products, may require the purchaser to obtain architectural or engineering designs and/or building permits.*

# great ideas

Add your own lights, bamboo screens, or shelving... the options are endless.

A coat of cheerful paint or simply rearranging the window placement creates a whole new look.




Create a harmonious look by matching your paint to existing structures. 12' octagon gazebos built by Connie Colon of Napa, California

The modular style of a Cedarshed kit allows for some flexibility in window and door placement, as in this 12' x 8' Haida, built by Tom Norwood of San Luis Obispo, California



Although the natural cedar is beautiful, a quaint cottage look can be a fun alternative. 9' x 6' cabana, built by Eldon Beals of Renton, Washington



A ceiling fanlight makes this gazebo well-used, day and night! 12' all-season octagon gazebo built by Craig Lindquist of Bayonne, New Jersey



A rustic office? Why not? This 12' all-season octagon gazebo built by Heinz Wittenbecher of Langley, British Columbia, is wired for electricity and has been modified to accommodate a fireplace for year-round comfort (see page 6/7)

This comfortable retreat is enhanced by bamboo blinds which can be lowered in the heat of day. 10' x 13' teahouse with optional 2-tier roof, built by Richard Hennacy of Cypress, California



A place for everything, and everything in its place... shelves and hooks make this a truly useful storage space. 8' x 10' rancher, built by John Rieder of Staten Island, New York





# *Cedarshed garden sheds*

*Imagine a charming backyard garden retreat, the perfect pool side cabana, an attractive playhouse for all ages, or simply an eye-catching storage solution. No matter their use, our garden sheds blend in with your surroundings.*

*Cedarshed Garden Sheds are strong, durable, and attractive and are available in many different styles and sizes.*

9' x 6' cabana

*“Putting this garden shed together was a piece of cake. I’m looking at another in a short time.”*

9' x 6' cabana on left built by H. Leo and Joelyn Higgins of Seattle, Washington

Visit our web site  
for new  
products!

Interior of 12' x 12' sunhouse

## Can you assemble one of our garden sheds?

Our garden sheds are easy to assemble and require **no cutting**. All our sheds are shipped in knockdown panels that are ready to be fastened together. Our Cedarshed products are constructed so that you do not need to be a professional carpenter to assemble them, though limited carpentry skills are recommended.

## What's included in each Kit?

You will receive a complete, ready to assemble kit that will include cedar floor panels, wall panels, and roof panels with cedar shingles already attached. Also

includes all the hardware (screws, nails, door and window hardware) necessary to assemble the garden shed. It even includes the screw bit.

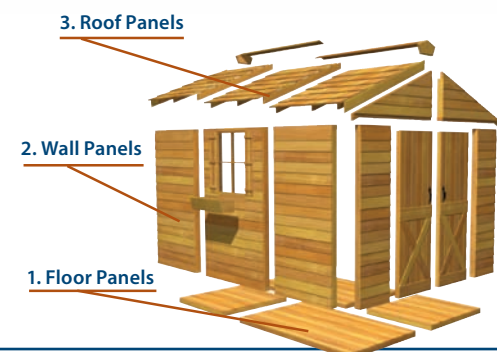
Our sheds are made entirely with western red cedar, except for some framing components. All framing components are 2" x 3" (40 mm x 65 mm), except for the Yardsaver. Cedar shingles are used for the roof and Plexiglass is used in all our windows.

## How much time should it take?

Depending on local conditions, you should be able to comfortably complete one of our sheds

during the weekend. This would include preparing and leveling your foundation. You may be surprised to find that you spend nearly as much time preparing and leveling the foundation than actually assembling your garden shed.

## As easy as 1-2-3!



# sunhouses

8' x 8', 8' x 12', 12' x 12'

**You will love the Sunhouse—inside and out!**

*The Sunhouse makes an ideal art studio, private office, workshop, greenhouse, or garden getaway that you can escape to.*

*The angle wall windows are made of a high performance corrugated thermoplastic (same product used in commercial greenhouses) that transmits up to 90% of visible light, while filtering out harmful ultraviolet light. This is what makes it a great space for growing and nurturing your plants.*

*The functional and interchangeable Dutch door and rear window will ensure you have plenty of fresh air while you putter away inside.*



8' x 8'



8' x 12'



Interior  
of 8' x 12'  
sunhouse

*“Saw it originally on the PBS program  
‘The Victory Garden’, even*

*easier to assemble  
than expected.”*

Wendy Mckernan of Mt. Hocks, Wisconsin



12' x 12'

*“Letitia’s Casa del Sol”*

Sunhouse above built by Kevin and Letitia  
Kernan of Olympia, Washington



# ranchers

8' x 10', 8' x 12' & 8' x 16'



## Storage with style

*Is your yard messy or your garage full of clutter? Sounds like it's time for a new shed and the Rancher, our best seller, could be the solution for all your storage needs!*

*This attractive and functional storage shed is a welcome addition to any backyard. Its 50" wide double door is great for accommodating large items such as a riding mower or motorcycle.*

*The Rancher comes standard with a non-functional window with shutters and window box.*



8' x 12' rancher at left built by Steve Burnell of Wilton, Connecticut

*"The look and quality of the finished garden shed, combined with the price, make it an excellent buy!"*

Ray Trangott of Alexandria, Virginia

8' x 10'



Visit our web site  
for new  
products!

# *cabana*

9' x 6', 9' x 9' & 12' x 8'



Cabana built by Sheryl Hollen of  
Safety Harbor, Florida

9' x 6'

## **As easy as 1-2-3!**

*The Cabana is a multipurpose garden shed and makes an excellent pool side cabana, playhouse, backyard retreat or garden house.*

*The Cabana kit includes a Dutch door and 2 non-functional windows, complete with window boxes and shutters.*



9' x 9'

*“My contractor estimated that he would have charged me double the amount I paid if he had to build a similar garden shed from scratch!”*

John Larsen of Montara, California

# clubhouse

8' x 12' & 8' x 16'

## Perfect for the kid in all of us!

The Clubhouse is attractive and versatile and makes an ideal place for family get-togethers, barbeques, or for just relaxing with your favorite book.

The unique front slide-away porch window is great while entertaining and will serve as a convenient pass-through opening or as the perfect access to your outside bar.

Two functional pop-out window walls are included in the kit and can be positioned on any wall of your choice, allowing you to customize the Clubhouse to suit your needs.

*“One of the things that I liked most about your product was the*

*modular design.*

*This gave me the ability to place the clubhouse anywhere on my site with minimal or no disturbance to the existing landscape.”*

Clubhouse shown below built by Michael Plaskowitz of Bethany, Connecticut



8' x 12'

"happy kids"

# playhouse

6' x 6'



**"I love my childhood memories!"**

*Develop and encourage your child's imagination by providing a safe play area in the comfort of your backyard.*

*While you don't have to be a professional carpenter to assemble the Playhouse, limited carpentry skills are recommended.*

*Depending upon local conditions, you and your spouse should be able to complete the Playhouse in a day. Make sure to properly level and prepare the foundation for the Playhouse; your child will love it, and so will you!*



The Cedarshed Playhouse includes a kid's table and two chairs. (Some assembly is required)

# gardener's delight 6' x 9'

## The gardener's choice!

*For the plant enthusiast who has everything, the Gardener's Delight makes a distinguished potting house.*

*The sliding window door is easy and convenient for out-of-the-way access and allows you to get more usage out of the structure's porch.*

*It includes two functional pop-out window walls that can be positioned on any wall of your choice, allowing you to customize the Gardener's Delight to suit your needs.*

*The Gardener's Delight also makes a great playhouse.*



Gardener's Delight above built by Mark Trueman of Calgary, Alberta

*"My Gardener's Delight is on a garden tour in late May, and I have a stack of brochures supplied by my dealer (at my request) in case someone wants to know more about purchasing one."*

Kathy Pifari of Plymouth, California



Detail of interior of Gardener's Delight with optional potting bench.

Sliding door featured in Gardener's Delight.



# haida

12' x 8'

## Blending in naturally

*The Haida Indian tribes (pronounced Hy-da) of Alaska and B.C. boast of a culture rich in social organization, indicative of a fine and fulfilling balance between man and nature.*

*When we developed the Haida, we felt that both the look and feel of the structure represented, to a degree, the spirit of the Haida people... a structure that would be functional yet fit beautifully into your surroundings.*

*The Haida will offer you a terrific and affordable way to experience outdoor living and will make a perfect studio, private retreat, office\*, or pool side cabana.*

*Included with the Haida are two functional awning windows.*

*\* Note: with some modifications*



*“I installed the Haida  
in one weekend  
with the help of a friend”*

Haida above built by Chris Holst  
of Gualala, California

12' x 8' Haida built by  
Catherine Minard of  
San Jose, California



# ranchland & rockland sheds

8' x 12'

8' x 12'

*Inspired by the great State of Texas, these multi-purpose structures serve many needs, from storage to private retreat.*

*The Texas Ranchland and Rockland sheds have wide double doors and one non functional window with window box and shutters. The Rockland design also features a dutch door for extra entry ease.*



Rockland shed shown with wood planter and trellis options.  
(see garden furnishings)

8' x 12'



Ranchland shed

# gardener, yardsaver & bayside



## GARDENER

The Gardener is a complete home for all your landscaping needs. The window lets in natural light, and a window box adds a personal touch.

Our Gardener makes a great pool side changing room or kid's playhouse.



## YARDSAVER

The Yardsaver is an attractive outdoor storage solution. Its sliding door opens wide and can be mounted to open to the right or to the left.

Our Yardsaver can be erected against a house or a fence and will provide ample room to store gardening tools and small equipment.

Note:  
Framing is 2" x 2"  
(40 mm x 40 mm)



## BAYSIDE

The Bayside is an attractive and functional outdoor storage solution. Ideal for small backyards, it can be erected against a house or a fence. Includes one non-functional window complete with planter box, decorative shutters and an attractive dutch door.

Door & window panels can be installed on any side for maximum placement flexibility.

“8 hours  
to build!”

...to everything there is a season.

Gardener above built by  
Roger and Sally Buchholz  
of Lincoln, Nebraska





Visit our web site  
for new  
products!

# outdoor furnishings

Cedarshed's outdoor furnishings are beautiful and functional

## POTTING BENCH

*With generous shelving, a large countertop and sink, the Potting Bench will make a great addition to any gardener's collection of essential tools.*



## GARDENER'S HUTCH

*Who wants to lug gardening tools in and out of a distant garage or shed when you can store them neat and tidy in a hutch closer to where you need them. The Gardener's Hutch comes complete with double doors for easy access and the two shelves are great for organizing.*

**More outdoor furnishings available on  
[www.cedarshed.com](http://www.cedarshed.com)**

# service with a smile!

## CUSTOMER SERVICE

### *Is our product right for you?*

Simply call our Toll free Customer Support Line @ **1-800-830-8033** (Monday – Friday 7:30 am – 5:00 pm PST) to speak with a Cedarshed Product Rep. Our Product Reps will be available to answer any questions you may have ranging from permits, specifications, shipping, foundations, and warranties.

If you prefer contacting us by e-mail, we can be reached at [sales@cedarshed.com](mailto:sales@cedarshed.com).

Alternatively, please visit our Web site at <http://www.cedarshed.com> to find additional detailed information on all our products and to view all our physical and on-line dealers. While you're there, don't forget to check out our specials and promotions.

## ORDERING

### *We want to help!*

Simply call our Toll Free Customer Support Line and let one of our Product Reps show you how simple it is to order a Cedarshed product, or visit your nearest authorized Cedarshed dealer!

*“The folks on your Customer Support Line are excellent and serve as a model for customer service!”*

**N. Helene Carlson of Alexandria, Virginia**

## SHIPPING

### *We make it easy for you!*

In most geographic areas in the United States and Canada, Cedarshed's suggested retail pricing includes freight. Therefore, once you have ordered your new Cedarshed product, either our Product Reps or an Authorized Dealer will organize your shipment from the time it leaves until you unload it at your driveway.

Be prepared in some circumstances to offload your Cedarshed product by hand from the delivering carrier's truck. If you want to know specifically what you will be required to do or you have a particular circumstance that requires a unique delivery, simply call our Customer Support Line and let one of our Product Reps explain and organize all the details.

## WARRANTY

### *Don't worry... be happy!*

We understand that a Cedarshed product may well be a major purchase for you. We want you to be aware of our Warranty Policy so you will feel comfortable and confident that you've made the right decision.

---

*“All structures are covered for a period of one year for defects in manufacturing and workmanship”*

---

In addition to this, if you are missing or have received a broken piece, simply call our Customer Support Line and ask for a Product Rep. After we determine how to solve your problem to your satisfaction, we will be happy to ship out the part(s) to you, within ten business days, from our plant.

# safety points & other considerations

*As a proud owner of a Cedarshed gazebo, garden building or garden furnishing, we want you to safely enjoy it for many years to come. Our products are built for use based on proper installation and normal residential use, on level ground. Please follow the instruction manual and construction video (gazebos only) when building the gazebo, garden building or garden furnishing, and retain them for future*

*maintenance purposes.*

**Some of the safety and usage measures you may wish to consider include:**

1. Snow load ratings vary by geographical location. If heavy or wet snowfall occurs, it is advisable to sweep the snow off the roof(s).
2. If the product is elevated, any structural and building code requirements are solely the customer's responsibility, and should be abided by.
3. In high or gusty wind conditions, it is advisable not to use the structure, and may be advisable to keep the structure securely grounded.
4. Have a regular maintenance plan to ensure screws, doors, windows, and parts are kept tight.
5. In specific geographical regions, our products are not rated for human occupancy. Please check with local authorities if this is the intended use.
6. It is important to properly prepare the foundation to

ensure the proper construction of Cedarshed products. Please review the information on our web site regarding foundations or alternatively consult with a local professional with knowledge on this matter.

Our customers love telling us their Cedarshed stories, and we are proud to hear them. Local conditions, personal construction abilities, and other factors may affect the construction of any of our products, so it is possible that your experience may differ from those presented in this catalogue.

The customer agrees to hold Cedarshed Industries (1992) Inc. and our Authorized Dealers free of liability due to improper installation, maintenance or repair of any Cedarshed products. When using power tools, ladders, or any other tool, observe all safety precautions recommended by the tool manufacturer. Always use appropriate safety equipment, including eye protection. It is the customer's responsibility to obtain any necessary building permits.

Gazebo built by B. Wardwell of Holden, Maine

*“When compared to other products, Cedarshed’s  
exceeded my expectations.  
Your product is as good as advertised!”*

Jill Hall of Anchorage, Kentucky



**Cedarshed Industries (1992) Inc.**

*Canadian Address*

9770-199A Street  
Langley, British Columbia  
Canada V1M 2X7

**Cedarshed Industries (1992) Inc.**

*United States Address*

PO Box 2189  
PMB 325  
Blaine, Washington, 98231-2189 USA

Telephone: 604-881-2855

Facsimile: 604-881-0273

Toll Free: 1-800-830-8033

(Customer Support)

Web Site: [www.cedarshed.com](http://www.cedarshed.com)

E-mail: [sales@cedarshed.com](mailto:sales@cedarshed.com)

**Gazebos | Garden Sheds | Storage Sheds | Cabanas | Outdoor Buildings | Outdoor Furnishings**